


# QUICK START GUIDE

For a full explanation of all features and instructions, please refer to the User's Guide (available for download from [motorolanursery.com](http://motorolanursery.com)).

## 1. Setting up your Digital Video Baby Monitor

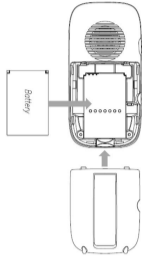
### A. Connecting Baby Unit to power



- Insert the DC plug of the power adapter into the DC jack in the side of the Baby Unit.
- Connect the other end of the power adapter to a suitable power outlet.
- Slide the ON-OFF switch to the ON position.

**NOTE:** Only use the power adapter provided.

### B. Installing battery and connecting Parent Unit to power

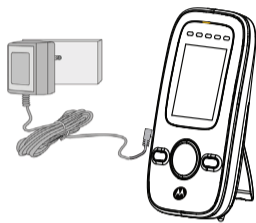


- A rechargeable battery pack is supplied and should be fitted, so that the Parent Unit can be moved without losing the link and picture from the Baby Unit(s). Charge the Parent Unit before you use it for the first time or when the Parent Unit indicates that the battery is low.
- Unclip and remove battery compartment cover.



#### WARNING:

Strangulation Hazard: Children have STRANGLED in cords. Keep this cord out of the reach of children (more than 3 feet away).



- Fit the battery pack into the battery compartment.
- Replace the battery compartment cover, and pull out the stand (refer to section C).
- Insert the DC plug of the power adapter into the DC socket in the side of the Parent Unit.
- Connect the other end of the power adapter to a suitable power outlet.
- Press and hold the power button to turn the Parent Unit On or Off.

#### NOTE








**Only use the power adapter and battery pack provided. The Parent Unit can work with the power adapter connected but without a battery pack installed. When the Baby Unit and Parent Unit are both turned on, the Parent Unit should show the colour image from the Baby Unit camera, but if the room is dark the image will be in black and white and with a \* icon showing, due to the infra-red illumination by the Baby Unit.**



### C. Desktop Mount of Parent Unit

- Flip the stand from Parent rear to open position for desktop mount.

## 2. Basic operation of the keys

Parent Unit		
	<b>Power button</b>	Press and hold to switch the Parent Unit ON/OFF.
	<b>MENU button</b>	Press to open menu options.
<b>OK</b>	<b>OK button</b>	Press to confirm a selection.
	<b>UP/ VOL+ button</b>	Press to increase the speaker volume. While in the menu, press to scroll up. While viewing a zoomed image, press and hold to move the image upward.
	<b>DOWN/ VOL- button</b>	Press to decrease the speaker volume. While in the menu, press to scroll down. While viewing a zoomed image, press and hold to move the image downward.
	<b>LEFT button</b>	While viewing a zoomed image, press and hold to move the image leftward.
	<b>RIGHT/ZOOM button</b>	While in a menu, press to choose the option on the right side. While viewing a zoomed image, press to zoom out; or press and hold to move the image rightward.
Baby Unit		
	<b>ON/OFF switch</b>	Slide the power switch down to switch on the Unit. Slide the power switch up to switch off the Unit.
<b>PAIR</b>	<b>PAIR button</b>	Press and hold to pair to the Parent Unit.

## 3. General Information

If your product is not working properly, read this Quick Start Guide or the User's Guide. Please visit us at: [motorolanursery.com/support](http://motorolanursery.com/support)

#### Consumer Products and Accessories Limited Warranty ("Warranty")

Thank you for purchasing this Motorola branded product manufactured under license by Meizhou Guo Wei Electronics Co. LTD ("MZGW").

#### What Does this Warranty Cover?

Subject to the exclusions contained below, MZGW warrants that this Motorola branded product ("Product") or certified accessory ("Accessory") sold for use with this product that it manufactured to be free from defects in materials and workmanship under normal consumer usage for the period outlined below. This Warranty is your exclusive warranty and is not transferable. THIS WARRANTY GIVES YOU SPECIFIC LEGAL RIGHTS, AND YOU MAY HAVE OTHER RIGHTS THAT VARY BY STATE, PROVINCE OR COUNTRY. FOR CONSUMERS WHO ARE COVERED BY CONSUMER PROTECTION LAWS OR REGULATIONS IN THEIR COUNTRY OF PURCHASE OR, IF DIFFERENT, THEIR COUNTRY OF RESIDENCE, THE BENEFITS CONFERRED BY THIS LIMITED WARRANTY ARE IN ADDITION TO ALL RIGHTS AND REMEDIES CONVEYED BY SUCH CONSUMER PROTECTION LAWS AND REGULATIONS. FOR A FULL UNDERSTANDING OF YOUR RIGHTS YOU SHOULD CONSULT THE LAWS OF YOUR COUNTRY, PROVINCE OR STATE.

#### Who is covered?

This Warranty extends only to the first consumer purchaser, and is not transferable.

### What will MZGW do?

MZGW or its authorized distributor at its option and within a commercially reasonable time, will at no charge repair or replace any Products or Accessories that does not conform to this Warranty. We may use functionally equivalent reconditioned/ refurbished/ pre-owned or new Products, Accessories or parts.

### What Other Limitations Are There?

ANY IMPLIED WARRANTIES, INCLUDING WITHOUT LIMITATION THE IMPLIED WARRANTIES OF MERCHANTABILITY AND FITNESS FOR A PARTICULAR PURPOSE, SHALL BE LIMITED TO THE DURATION OF THIS LIMITED WARRANTY, OTHERWISE THE REPAIR OR REPLACEMENT PROVIDED UNDER THIS EXPRESS LIMITED WARRANTY IS THE EXCLUSIVE REMEDY OF THE CONSUMER, AND IS PROVIDED IN LIEU OF ALL OTHER WARRANTIES, EXPRESS OR IMPLIED. IN NO EVENT SHALL MOTOROLA OR MZGW BE LIABLE, WHETHER IN CONTRACT OR TORT (INCLUDING NEGLIGENCE) FOR DAMAGES IN EXCESS OF THE PURCHASE PRICE OF THE PRODUCT OR ACCESSORY, OR FOR ANY INDIRECT, INCIDENTAL, SPECIAL OR CONSEQUENTIAL DAMAGES OF ANY KIND, OR LOSS OF REVENUE OR PROFITS, LOSS OF BUSINESS, LOSS OF INFORMATION OR OTHER FINANCIAL LOSS ARISING OUT OF OR IN CONNECTION WITH THE ABILITY OR INABILITY TO USE THE PRODUCTS OR ACCESSORIES TO THE FULL EXTENT THESE DAMAGES MAY BE DISCLAIMED BY LAW.

Some jurisdictions do not allow the limitation or exclusion of incidental or consequential damages, or limitation on the length of an implied warranty, so the above limitations or exclusions may not apply to you. This Warranty gives you specific legal rights, and you may also have other rights that vary from one jurisdiction to another.

Products Covered	Length of Coverage
Consumer Products	<b>One (2) years</b> from the date of the products original purchase by the first consumer purchaser of the product.
Consumer Accessories	<b>Ninety (90) days</b> from the date of the accessories original purchase by the first consumer purchaser of the product.
Consumer Products and Accessories that are Repaired or Replaced	<b>The balance of the original warranty or for Ninety (90) days</b> from the date returned to the consumer, whichever is longer.

### Exclusions

**Normal Wear and Tear.** Periodic maintenance, repair and replacement of parts due to normal wear and tear are excluded from coverage.

**Batteries.** Only batteries whose fully charged capacity falls below 80% of their rated capacity and batteries that leak are covered by this Warranty.

**Abuse & Misuse.** Defects or damage that result from: (a) improper operation, storage, misuse or abuse, accident or neglect, such as physical damage (cracks, scratches, etc.) to the surface of the product resulting from misuse; (b) contact with liquid, water, rain, extreme humidity or heavy perspiration, sand, dirt or the like, extreme heat, or food; (c) use of the Products or Accessories for commercial purposes or subjecting the Product or Accessory to abnormal usage or conditions; or (d) other acts which are not the fault of MOTOROLA or MZGW, are excluded from coverage.

**Use of Non-Motorola branded Products and Accessories.** Defects or damage that result from the use of Non-Motorola branded or certified Products or Accessories or other peripheral equipment are excluded from coverage.

**Unauthorized Service or Modification.** Defects or damages resulting from service, testing, adjustment, installation, maintenance, alteration, or modification in any way by someone other than MOTOROLA, MZGW or its authorized service centers, are excluded from coverage.

**Altered Products.** Products or Accessories with (a) serial numbers or date tags that have been removed, altered or obliterated; (b) broken seals or that show evidence of tampering; (c) mismatched board serial numbers; or (d) nonconforming or non-Motorola branded housings, or parts, are excluded from coverage.

**Communication Services.** Defects, damages, or the failure of Products or Accessories due to any communication service or signal you may subscribe to or use with the Products or Accessories is excluded from coverage.

### How to Obtain Warranty Service or Other Information?

To obtain service or information, please visit us at: [motorolanursery.com/support](http://motorolanursery.com/support) You will receive instructions on how to ship the Products or Accessories at your expense and risk, to a MZGW Authorized Repair Centre. To obtain service, you must include: (a) the Product or Accessory; (b) the original proof of purchase (receipt) which includes the date, place and seller of the Product; (c) if a warranty card was included in your box, a completed warranty card showing the serial number of the Product; (d) a written description of the problem; and, most importantly; (e) your address and telephone number.

These terms and conditions constitute the complete warranty agreement between you and MZGW regarding the Products or Accessories purchased by you, and supersede any prior agreement or representations, including representations made in any literature publications or promotional materials issued by MZGW or representations made by any agent, employee or staff of MZGW, that may have been made in connection with the said purchase.

### Disposal of the Device (environment)

At the end of the product life cycle, you should not dispose of this product with normal household waste. Take this product to a collection point for the recycling of electrical and electronic equipment. The symbol on the product, user's guide and/or box indicates this. Some of the product materials can be re-used if you take them to a recycling point. By reusing some parts or raw materials from used products you make an important contribution to the protection of the environment. Please contact your local authorities in case you need more information on the collection points in your area.



### CE DECLARATION

This product is in compliance with the essential requirements and other relevant provisions of the RED Directive 2014/53/EU.

### UK Declaration of Conformity

Hereby, MZGW declares that this product is in compliance with the requirements for UKCA marking.

The CE and UK Declaration of Conformity can be obtained at [motorolanursery.com](http://motorolanursery.com)



Imported & Distributed by A.I.&E., Adriaan Mulderweg 9-11, 5657 EM Eindhoven, The Netherlands and Edco UK Ltd, 1st Floor, Two Chamberlain Square, Birmingham, B3 3AX, UK.

