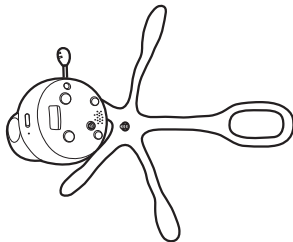



Flexible Grip Mount

FLEXIBLE GRIP LEGS MANAGEMENT

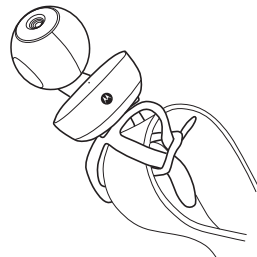
1. Screw the **Flexible Grip** to the base of the Baby unit using the universal screw.




2. Fold the Looped leg under the desired surface and insert the remaining legs through to secure the Baby unit.



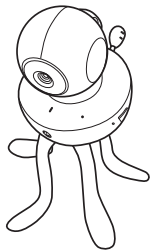
3. Fold the inserted legs against the Loop to prevent them from slipping out.



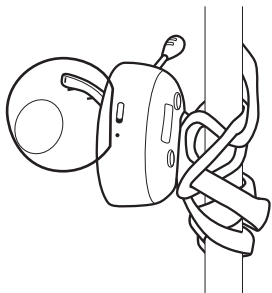
4. The Flexible Grip can be shaped to suit any surface, and can even be used as a stand.



5. The **Flexible Grip** can be shaped as shown for Higher stand mode.



6. The Flexible Grip can be wrapped around and secured on poles and beams.



WARNING:

- The Flexible Grip must be kept no less than 3 feet (1m) from the baby.
- The Flexible Grip is not a toy.
- The Flexible Grip is an inedible object and is not meant for any individual who has a tendency to place objects in their mouths.
- In the event that the soft silicone coating covering your Flexible Grip is cracked, cut or damaged in any way, stop using the grip and discard it immediately.
- Do not remove the circlip or mounting screw as these are small parts and may present a choking hazard.

CHOKING HAZARD : Small Parts. Not for children under 3 years. Use with adult supervision only.

Manufactured, distributed or sold by Meizhou Guo Wei Electronics Co. LTD., official licensee for this product. MOTOROLA and the Stylized M Logo, are trademarks or registered trademarks of Motorola Trademark Holdings, LLC. and are used under license. All other trademarks are the property of their respective owners.
© 2021 Motorola Mobility LLC. All rights reserved.

Made in China



Printed in China
Version 2 (EN)